

# Readers' Theater

Really Good Stuff®  
Readers' Theater Books

Stone Soup  
#154167


The Tortoise and the Hare  
#154168

The Ugly Duckling  
#154169

Check our Web site for these and other fine  
Readers' Theater titles.

# Readers' Theater

## A Valentine's Day Mystery: The Secret Valentine Surprise





Really Good Stuff® 

© 2005 Really Good Stuff® 1-800-366-1920 www.reallygoodstuff.com #154292

No part of this publication may be reproduced or transmitted in any form or by any means, electronic or mechanical, including photocopy, recording, or any information storage or retrieval system, without permission in writing from the publisher.

**Group 3:** We all came over to welcome Rose. Rose said she was sorry she did not write our names on her cards. She did not yet know our names. Rose said that at her other school, no one signs Valentine cards. They stay a mystery.

**All:** We were so happy to meet Rose and to read her Valentines. Maybe next year we will make mystery Valentine's Day cards, too.

For now, Ms. Hall reminded us that her Valentine's Day wish had come true. We had a new friend and we had the best time that day!

**Holly and Dayton:** Time for sharing hearts and sweets with friends far and near!  
It's fun to have friends old and new—"It's Valentine's Day!" we cheer.

## A Valentine's Day Mystery: The Secret Valentine Surprise

**Holly and Dayton:** We're Holly and Dayton.  
We're twins and best friends.  
We'll help tell this story from beginning to end.

Time for sharing hearts and sweets with friends far and near! Time for giving cards to all—Valentine's Day is nearly here!

**Group 1:** It was the first day of February. Valentine's Day would soon be here. Our class was excited to begin planning for this special day.

**Group 2:** Our teacher, Ms. Hall, said we had a lot to do to get ready. She said we would do things in class. She said we would give Valentine cards to each other.

Ms. Hall said she was also planning a secret Valentine's Day surprise for us.

**Group 3:** We tried to guess what her surprise was.  
“Is it candy hearts?” asked Chris.  
“Is it a new game?” cried Jon.  
“Is it a special Valentine’s Day card?” asked Pat.

But Ms. Hall just said, “You will know my surprise soon enough!”

**Holly and Dayton:** Time for sharing hearts and sweets with friends far and near!  
Time for making our own mailbags- Valentine’s Day is nearly here!



**Group 1:** Ms. Hall said, “Now it is time for the Valentine’s Day surprise I promised you. My surprise will solve your mystery.”

Ms. Hall walked to the door and opened it. A new girl walked into the room.

**Group 2:** Ms. Hall said, “Class, I’d like you to meet Rose. She and her family just moved here. Rose will join our class. Rose brought those mystery Valentines for us.”



**Group 1:** We took turns going to the big box and pulling out our own set of cards. We passed our Valentine's Day cards out to our friends.

We read our cards. Some cards were pretty. Some cards were funny. Some cards came with sweet treats. We put our cards into our own mailbags.


**Group 2:** Bob was the last one to get his set of cards from the big box. He noticed there was still one more set of cards left in the big box. These extra cards did not seem to belong to anyone in class.

**Group 3:** Bob asked, "Ms. Hall, who brought in these cards? Everyone knows you have to sign your name on Valentine's Day cards. But these cards have no names at all. I cannot tell who sent them. I cannot tell who should get each one. This is a Valentine's Day mystery for sure."

**Group 1:** One day Ms. Hall showed us how to turn paper bags into Valentine's Day mailbags. She made one for us to see.

She used a white paper bag and hearts. The hearts were all different sizes and colors. She used glue to put the hearts on the bag.

**Group 2:** Ms. Hall used the hearts to make flower shapes! She used a green marker to add leaves and stems. Ms. Hall turned the bag into a Valentine's Day mailbag.




**Group 3:** Ms. Hall gave us some white paper bags. She gave us some hearts of different shapes and colors. She gave us glue. We used glue to put our hearts on our bags. We turned our bags into Valentine's Day mailbags, too.

**Holly and** Time for sharing hearts and sweets with friends far and near!

**Dayton:** Time for making a heart Word Wall— Valentine's Day is nearly here!

**Group 1:** Ms. Hall helped us make a Valentine's Day Word Wall. We made a chart of all the Valentine's Day words we know.

**Group 2:** Our list had words like: hearts, flowers, red, pink, white, card, candy, and friend.



**Group 2:** Each child put his or her set of Valentine's Day cards into the big box. Soon the big box was full to the top! We could not wait to pass the cards out to each other.

**Group 3:** The big day was here—it was time to pass out our cards. Ms. Hall told us to put our mailbags on our desks. We would use our mailbags to hold our cards.

**Holly and** Time for sharing hearts and sweets with friends far and near!

**Dayton:** And time for a Valentine's mystery— Since the special day is here!



**Group 2:** First, Ms. Hall helped us cover a big box with red paper. Next, we taped the paper in place. Then we used glue to put the hearts on the box.

**Group 3:** Finally, Ms. Hall cut a big slot in the top of the box. She said this slot was where we could drop in our sets of Valentine's Day cards.

**Holly and Dayton:** Time for sharing hearts and sweets with friends far and near!  
The special day has come at last—Valentine's Day is finally here!

**Group 1:** Everyone had a set of Valentine cards for the whole class. Each Valentine was signed with the name of a friend. That way we could tell which friend gave us each card.



**Group 3:** We wrote these words on hearts. We put the hearts on our Word Wall. Ms. Hall helped us use the words to write Valentine's Day wishes.

**Holly and Dayton:** Time for sharing hearts and sweets with friends far and near!  
Time for writing wishes, too—Valentine's Day is nearly here!

**Group 1:** Ms. Hall wrote part of a sentence on the chart. She wrote: “My Valentine’s Day wish is that \_\_\_\_\_”

**Group 2:** Ms. Hall asked each of us to write our own words to finish the sentence. She told us to draw pictures of our ideas.

**Group 3:** Nick wrote this: “My Valentine’s Day wish is that I get a lot of Valentine cards!”

Cass wrote this: “My Valentine’s Day wish is that I get a lot of candy!”

Bob wrote this: “My Valentine’s Day wish is that I have a lot of fun!”



**All:** Ms. Hall hung our pictures near our Valentine’s Day Word Wall. Then she wrote this on her chart:

“My Valentine’s Day wish is that you each find a new friend!”

**Holly and** Time for sharing hearts and sweets with friends far and near!

**Dayton:** Time for making a class mailbox— Valentine’s Day is nearly here!

**Group 1:** Ms. Hall told us we were going to make a great big Valentine’s Day mailbox. It would hold all the Valentines for all our class friends.

